




Counting



Controlling



LMS

Linear Magnetic Scale

- For linear applications
- For incremental or absolute measuring

Features

- One or multiple track magnetization
- With or without reference
- Highly accurate encoded pole pairs
- Different accuracy classes available
- Resistant to contamination, vibrations, temperature fluctuations, humidity
- No wear from usage
- Customized variants on demand

Controlling movements with the LMS

accurate - robust - custom-fit

The Linear Magnetic Scale is the basis for highly accurate incremental and absolute magnetic measurement systems. The LMS can be encoded with one or multiple tracks and with or without reference. The magnetization process - which has been developed and patented by BOGEN - writes the magnetic poles with an exceeding accuracy referring to width and position. The LMS is resistant against environmental influences like production residues, utilities, vibrations etc. The operating temperature range goes from -20°C up to +100°C. With different accuracy classes up to $\pm 3 \mu\text{m}$ BOGEN offers linear magnetic scales for all needs of customers' applications. The LMS can be used in any kind of industrial applications like automation technology, robotics, mechanical and electrical engineering etc. Please don't hesitate to contact our application engineers if you have special requests which are not listed in this data sheet.

Linear Magnetic Scale

Characteristics Linear Magnetic Scale

Accuracy class	$\pm 3 \mu\text{m}, \pm 10 \mu\text{m}, \pm 20 \mu\text{m}, \pm 40 \mu\text{m}, \pm 100 \mu\text{m}$
Material	Magnetic Tape: Elastomer filled with ferrite Carrier Tape: Stainless Steel
Width [mm]	5, 6, 8, 10, 12, 15, 20, 25 ± 0.2 (others on request)
Thickness [mm]	0.5 to 1.66 (depending on scale setup)
Pole pitch [mm]	any pole pitches in 0.01 increments (e.g. 0.5 ; 1; 1.2; 2; 2.5; 2.54; 3; 3.2; 4; 5)
Magnetic flux density	Pole pitch Magnetic flux Distance
	1 mm 20mT +10/-7 mT 0.4 mm
	2 mm 30mT +10/-10 mT 0.7 mm
	2.54 mm 30mT +10/-12 mT 0.8 mm
5 mm 30mT +10/-15 mT 1.4 mm	
Operating temperature	-20°C to +100°C max.
Expansion coefficient	$\sim 17 \times 10^{-6}/\text{K}$
Minimum bending radius [mm]	65
Length on reel	25 m, 50 m (others on request)
Length in pieces	on request
End processing for pieces	Multiple hole combinations and angle cuts possible (on request)

Characteristics Adhesive Tape (optional)

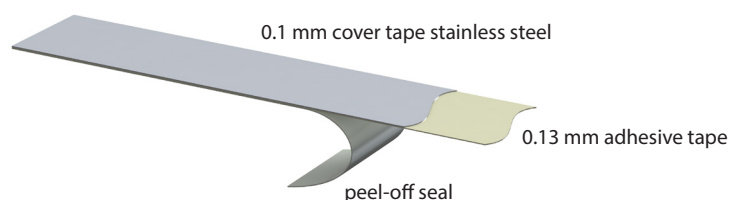
Material	Double sided acrylic adhesive tape
Width [mm]	4.5, 7, 9, 11, 14, 19, 24 others on request
Thickness [mm]	0.13

Characteristics Cover Tape (separate accessory)

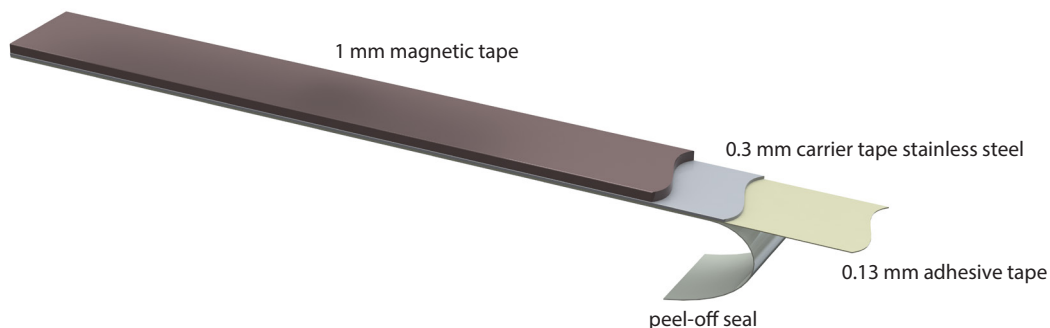
Material	Cover tape: Stainless steel, non magnetic Adhesive tape: Acrylic adhesive tape
Width [mm]	5 ± 0.2
	8 ± 0.2
	10 ± 0.2
	12 ± 0.2
Thickness [mm]	20 ± 0.2
	0.23 total thickness (0.1 mm stainless steel tape + 0.13 mm adhesive tape)
Length on reel [m]	50

Dimension Magnetic Scale (*)

Cover Tape (separate accessory)

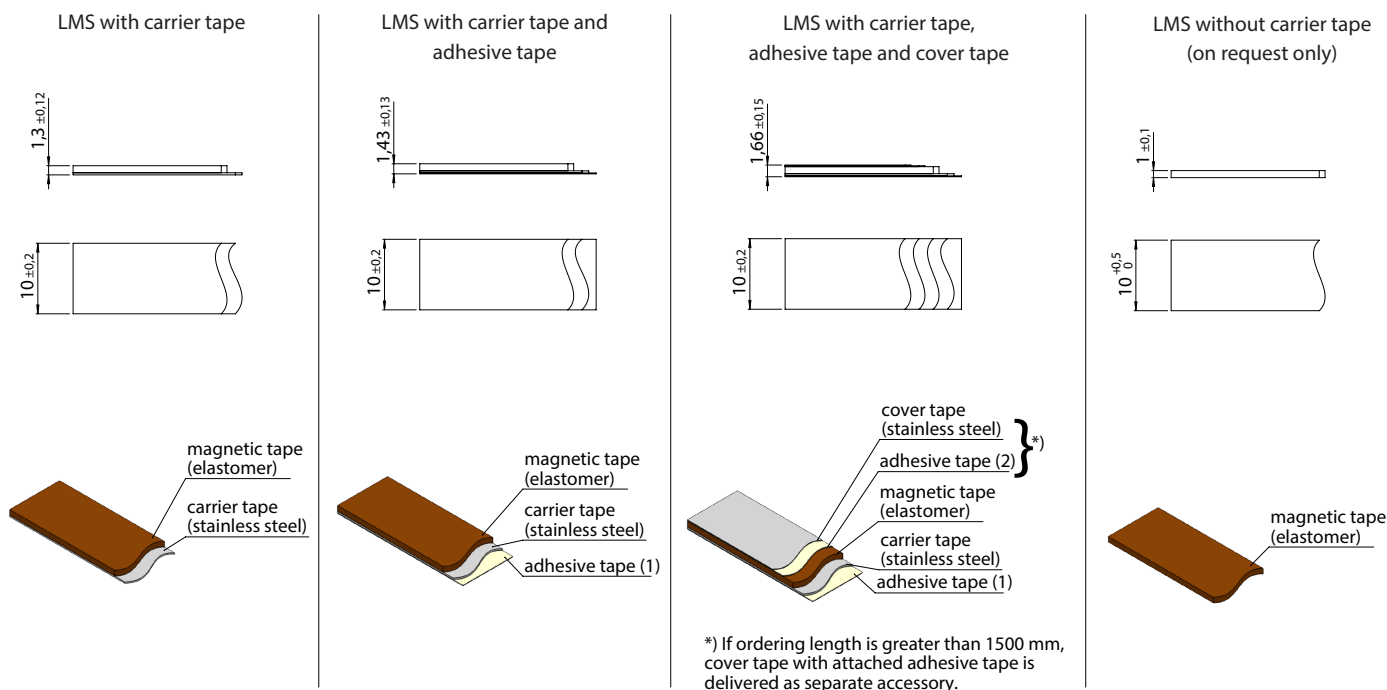


Magnetic Scale



(*) standard parameters, other optional dimensions see page 3

Scale Dimensions with Standard Layer Stackup



Scale Dimensions with optional Layer Stackup ⁽¹⁾

For individual scale setups following layer dimensions can be used

Magnetic tape	0.5 mm or 1.0 mm
Carrier tape	0.1 mm or 0.3 mm
Adhesive tape	0.13 mm , 0.212 mm or 0.050 mm
Cover tape	0.076mm, 0.1 mm , 0.15mm

⁽¹⁾ standard parameters are bold

Length

Linear magnetic scales cut in pieces or supplied on reel

Marking ⁽²⁾

The marking distance is 250 mm and builds up as follows:

accuracy class . pole pitch [µm] . year/week . reel no. . magnetic strip counter (optional)

e.g. A20.2000.1605.19 (marking every 250 mm)

A20.2000.1608.19.012 (marking one time per magnetic strip)

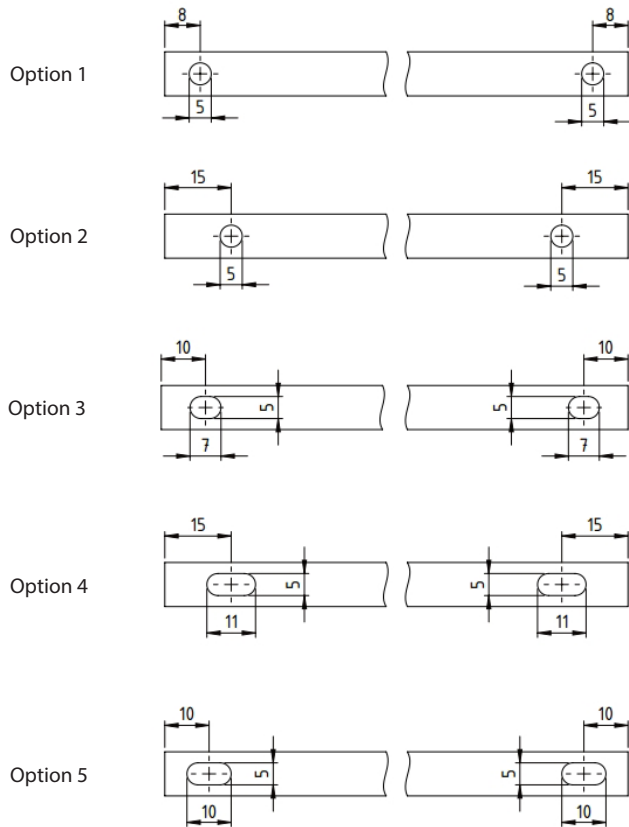
⁽²⁾ The magnetic strip counter indicates the number of remaining strips on the reel. The strip is marked only once per length.

Optional Accessory

Extruded aluminum profile (please contact our application engineers for the right profile for your LMS)

Scale applicator (for easy and precise installation of the scale)

Standard Mounting Holes



Order Code

Parameters

LMS N - P - L - W - H - A - C - K - T - EB

		Code	Explanation ⁽¹⁾	
Parameters	N	Number of Tracks	one track	
			2	two tracks
			...	number of tracks (up to nine)
	P	Track Parameters⁽²⁾	I ...	one incremental track and its pole pitch ⁽³⁾
			I ... - Z	one incremental track and its pole pitch ⁽³⁾ , one reference track
			I ... - I ...	two incremental tracks and their pole pitches ⁽³⁾
	L	Length	L ...	piece, length in mm ⁽⁴⁾
	W	Width (mm)	W5	5 mm
			W6	6 mm
			W8	8 mm
			W8-10	8 mm Elastomer (only for P95-05 extrusion) 10 mm stainless steel carrier tape (only for P95-05 extrusion)
			W10	10 mm
			W12	12 mm
			W15	15 mm
			W20	20 mm
			W25	25 mm
	H	Scale Height (mm)		1 mm magnetic tape, 0.3 mm carrier tape
			H1-0.1	1 mm magnetic tape, 0.1 mm carrier tape
			H0.5-0.3	0.5 mm magnetic tape, 0.3 mm carrier tape
			H0.5-0.1	0.5 mm magnetic tape, 0.1 mm carrier tape
	A	Accuracy Class	A3	± 3 µm/m (only delivered up to piece length 2300 mm)
			A10	± 10 µm/m (only delivered up to piece length 2300 mm)
			A20	± 20 µm/m
			A40	± 40 µm/m
			A100	± 100 µm/m
	C	Cover Tape		without cover tape
			C	equipped with cover tape (only delivered up to piece length 1500 mm)
	K	Adhesive Tape		without adhesive tape
K			equipped with adhesive tape	
T	Text Imprint		with BOGEN text imprint	
		T0	without text imprint	
		T2	with customer specific text imprint (on request)	
EB	Mounting Holes⁽⁵⁾		without mounting holes	
		1	please see drawings on the previous page	
		2		
		3		
		4		
		5		

⁽¹⁾ standard parameters are bold

⁽²⁾ for absolute track and other options than listed please contact our sales team

⁽³⁾ standard pole pitches: 0.5 mm, 1 mm, 2 mm, 2.54 mm, 5 mm

⁽⁴⁾ length of nonius scale: measuring length + 5 mm non-magnetized scale at each end; measuring length = number of poles x pole pitch
all other scales: length = measuring length

⁽⁵⁾ for other options than listed please contact our application engineers

Ordering Example

LMS2-I1-Z-L2200-W10-A3-K-EB2 Linear magnetic scale, 2 tracks, one incremental track with pole pitch 1 mm, one reference track, length 2.200 mm, width 10 mm, width of scale encoded completely, height magnetic tape 1 mm and height carrier tape 0.3 mm, accuracy $\pm 3 \mu\text{m/m}$, without cover tape, with adhesive tape, with standard text imprint, mounting holes option 2

LMS-I10-L48000-W8-A100-K-T2 Linear magnetic scale, one track, incremental track with 10 mm pole pitch, length 48,000 mm, width 8 mm, width of scale encoded completely, height magnetic tape 1 mm and height carrier tape 0.3 mm, accuracy $\pm 100 \mu\text{m/m}$, without cover tape, with adhesive tape, customer specific text imprint

Customization

Linear scales can be customized beyond these listed settings with different pole patterns including irregular patterns, different tracks and other options. Please contact BOGEN's application engineers with your requests.